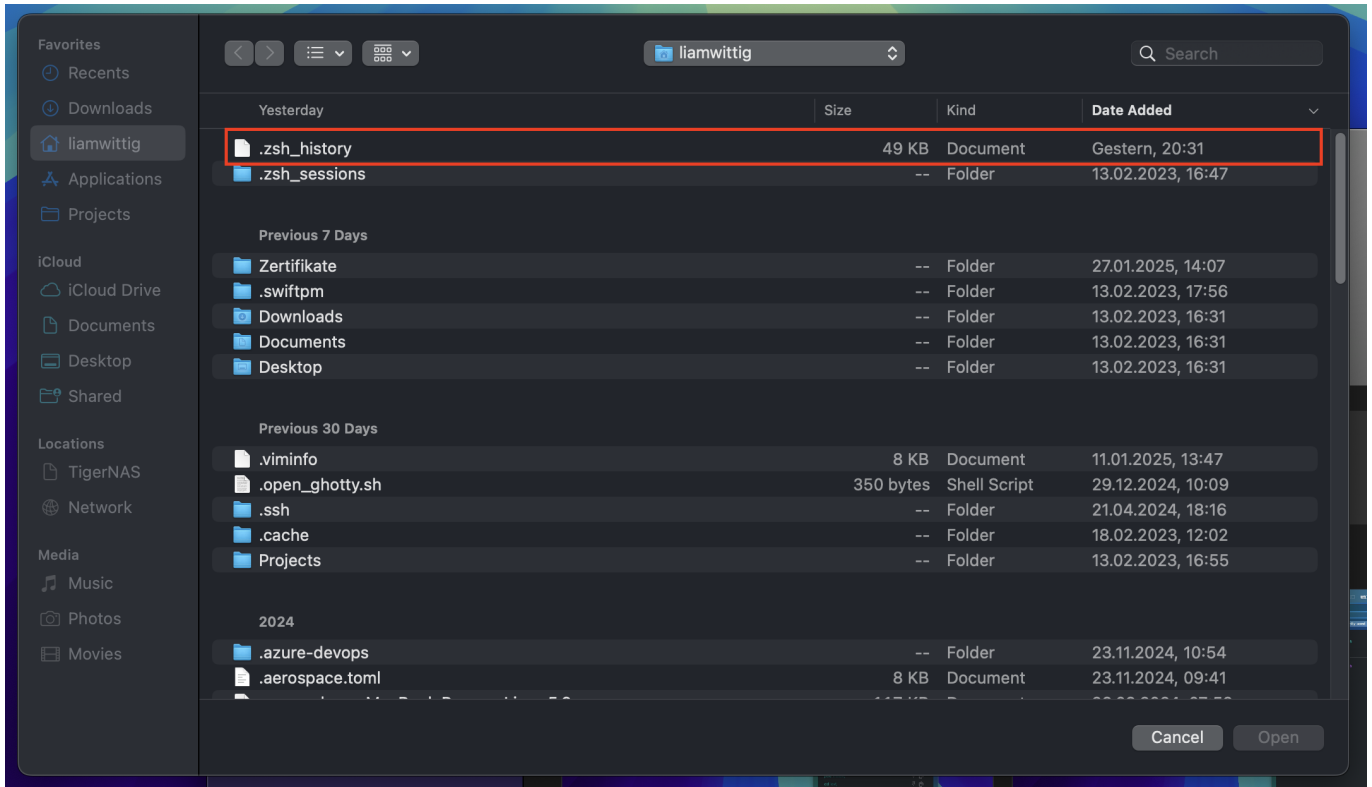


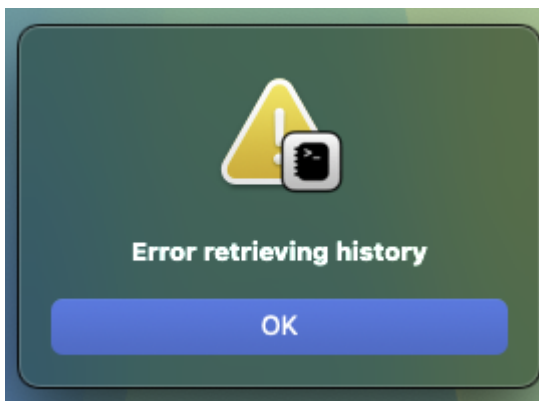
Zshistory Troubleshooting

Make sure you select the right file. The `.zsh_history` or `.bash_history` file is normally stored under:

```
/Users/your-username/
```



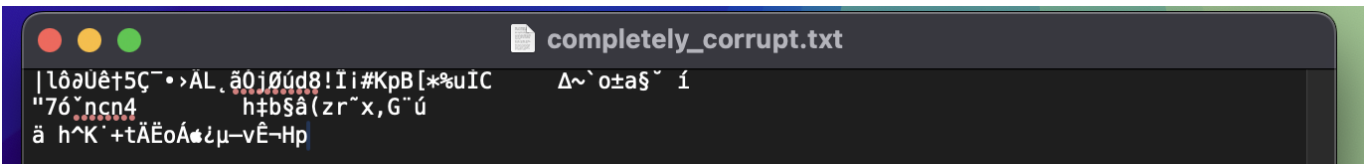
If this error occurs:



Please check the content of the file first. It should look something like this:

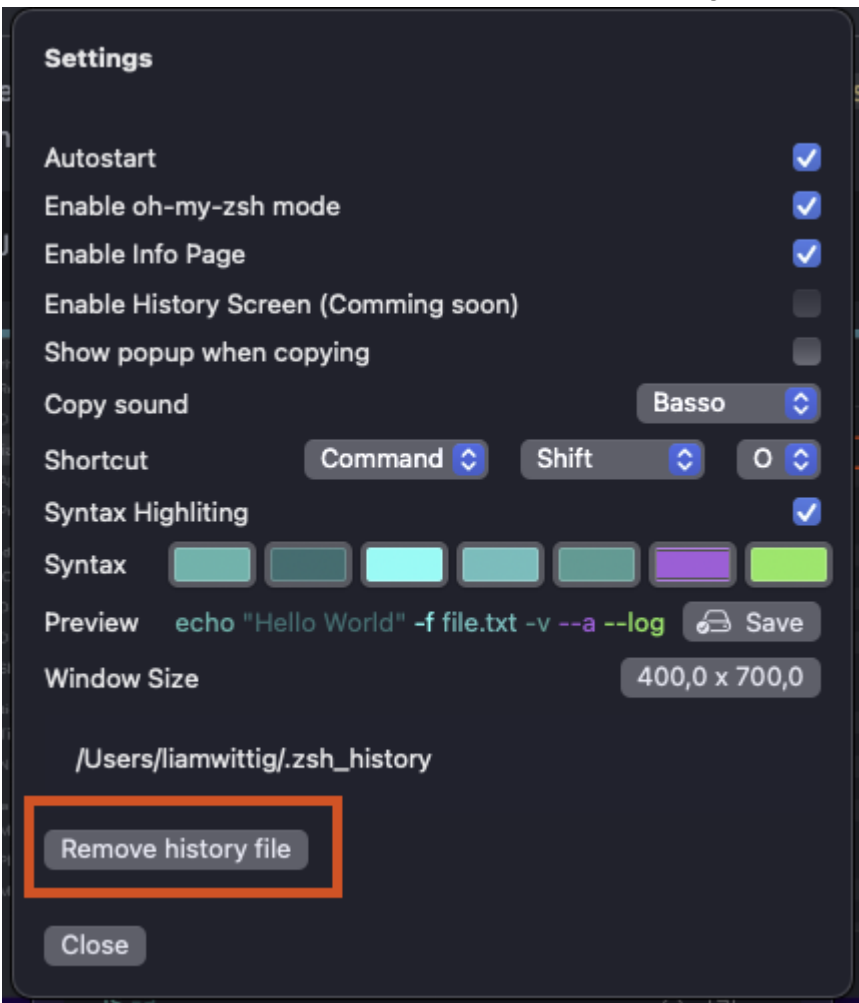
```
1002 ls -a
1003 cat test
1004 cat test.sh
1005 ls
1006 ls -a
1007 cat .zsh_logs
1008 ls -a
1009 cat .bash_history
1010 cd /Applications/Xcode.app/Contents/Applications/Instruments.app
1011 open .
1012 ls
1013 cd Projects
1014 ls
1015 cd SwipeartProject
1016 cd swipeart
1017 code .
1018 flutter build ipa
1019 ls
1020 cd Projects
1021 ls
1022 cd SwipeartProject
1023 ls
1024 cd swipeart
1025 code .
1026
```

Sometimes, a corrupted character is added to the file. The problem is that Swift fails to read the file with the native function. Therefore, you should look for such parts that show errors in VSCode or the default text editor. This should look like this:



To fix the error, the red underlined text must be removed.

After this, the old file should be removed from the settings of the extension and added back in.



If you have any questions or it isn't working, write me at liam.javin.business@gmail.com